

FUJITSU



Single Zone Compact Cassettes and Slim Ducts

Mini-Split Air Conditioners and Heat Pumps

With the addition of only three outdoor models to the line, contractors can now create six new systems

Compact Cassette

System 9RLFCC


- AUU9RLF
- AOU9RLFC

System 12RLFCC

- AUU12RLF
- AOU12RLFC

System 18RLFCC

- AUU18RLF
- AOU18RLFC



Compact Duct

System 9RLFCD

- ARU9RLF
- AOU9RLFC

System 12RLFCD

- ARU12RLF
- AOU12RLFC

System 18RLFCD

- ARU18RLF
- AOU18RLFC



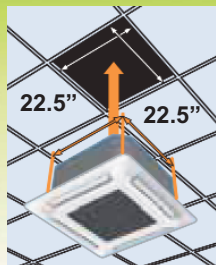
Compact Cassettes

SYSTEMS 9RLFCC, 12RLFCC, 18RLFCC



Easy Installation

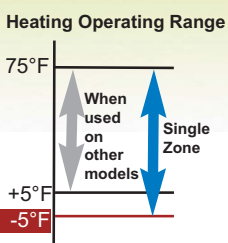
Fits into a standard ceiling tile*.



*Dimensions of outer grille are 27-9/16" x 27-9/16" and may overlap adjacent tiles.


High Performance Heating

Heating capacity at low outdoor temperatures is achieved by adopting a large heat exchanger and a high capacity compressor. Systems operate down to -5°F.



2-Stage Turbo Fan

Air distribution is evenly spread across the heat exchanger by the new 2 stage turbo fan which produces two separate airflow streams.



Standard Features

- Wired Remote Control
- Sleep Timer
- Dry Mode
- Auto Louver: Up/ Down
- Quiet Mode
- Auto Restart/Reset
- Remote Temperature Sensor
- High Ceiling Mode
- Condensate Pump
- 2-Stage Turbo Fan
- Minimum Heat Mode+
- Fresh Air Intake**

Optional Accessories

- Backlit Wired Remote Control UTY-RVNUM
- Wireless Remote Controller UTY-LNHUM



	9RLFCC Heat Pump	12RLFCC Heat Pump	18RLFCC Heat Pump
Nominal Cooling BTU/h	9,000	12,000	18,000
Min~Max Cooling BTU/h	3,100~12,000	3,100~13,600	3,100~20,100
Nominal Heating BTU/h	12,000	16,000	21,600
Min~Max Heating BTU/h	3,100~18,000	3,100~19,400	3,100~25,600
HSPF	13.0	12.2	11.5
SEER	24.0	21.9	20.1
EER Clg/Htg	14.5/13.5	12.8/11.1	11.2/12.3
Cooling Operating Range °F(°C)	14~115 (-10~46)	14~115 (-10~46)	14~115 (-10~46)
Heating Operating Range °F(°C)	-5~75 (-21~24)	-5~75 (-21~24)	-5~75 (-21~24)
Moisture Removal Pt./h(l/h)	0.6 (1.3)	1.2 (2.5)	2.2 (4.6)
Voltage/Frequency/Phase	208-230/60/1	208-230/60/1	208-230/60/1
Recommended Fuse Size (A)	15	15	20
Air Circ. C.F.M. (m ³ /h): Hi	318 (540)	359 (610)	400 (680) Clg
Medium	288 (490)	312 (530)	471 (800) Htg
Low	259 (440)	277 (470)	341 (580) Clg
Quiet	230 (390)	241 (410)	400 (680) Htg
Noise Level dB(A) Clg/Htg: Hi	33/34	37/37	288 (490) Clg
Medium	31/32	33/33	341 (580) Htg
Low	29/29	31/31	241 (410) Clg
Quiet	28/27	28/28	265 (450) Htg
Outdoor Fan Speed RPM Clg/Htg	590/720	870/780	1,050/1,000
Outdoor Noise Level Clg/Htg	48/49	49/50	54/55
Running Current Rated (A): Cooling	3.0	4.4	7.1
Heating	4.1	6.7	7.7
Power Use Rated/Max (W): Clg	0.62/1.93	0.94/2.14	1.61/2.25
Heating	0.89/2.33	1.44/2.48	1.76/3.19
Fan Speeds Stage	4+auto	4+auto	4+auto
Air Direction: Vertical	Automatic	Automatic	Automatic
Air Filter	Washable	Washable	Washable
Front Grille	UTG-CCGF*	UTG-CCGF*	UTG-CCGF*
Connection Method	Flare	Flare	Flare
Conn. Pipe Diameter Inch	suc 3/8 dis 1/4	suc 3/8 dis 1/4	suc 1/2 dis 1/4
Combined Max. Length Ft (m)	66 (20)	66 (20)	66 (20)
Max. Vertical Diff. Ft (m)	49 (15)	49 (15)	49 (15)
Indoor Unit Net Weight lbs. (kg)	33 (15)	33 (15)	33 (15)
Outdoor Unit Net Weight lbs. (kg)	84 (38)	84 (38)	86 (39)
Indoor Unit Dim: Height Inch (mm)	9-11/16 (245)	9-11/16 (245)	9-11/16 (245)
Width Inch (mm)	22-7/16 (570)	22-7/16 (570)	22-7/16 (570)
Depth Inch (mm)	22-7/16 (570)	22-7/16 (570)	22-7/16 (570)
Grille Dim: Height Inch (mm)	1-15/16 (49)	1-15/16 (49)	1-15/16 (49)
Width Inch (mm)	27-9/16 (700)	27-9/16 (700)	27-9/16 (700)
Depth Inch (mm)	27-9/16 (700)	27-9/16 (700)	27-9/16 (700)
Outdoor Unit Dim: Height Inch (mm)	24-1/2 (620)	24-1/2 (620)	24-1/2 (620)
Width Inch (mm)	31-3/32 (790)	31-3/32 (790)	31-3/32 (790)
Depth Inch (mm)	11-11/32 (290)	11-11/32 (290)	11-11/32 (290)
Refrigerant	R410A	R410A	R410A

+ Available only with optional wireless remote control.

**Requires Fujitsu's Optional Fresh Air Kit part #UTZ-VXAA. Allows for a 4-inch flex duct connection. Requires a field supplied duct booster fan capable of 60 CFM at .2"W.C. or 90 CFM at .4"W.C.

For fan static pressure requirements, see installation manual. Add hood, filter and duct losses for fan total static pressure requirements. Will add 4" to the height of the indoor unit.

* Compact Cassette Grille UTG-CCGF sold separately. Must order one with each compact cassette.



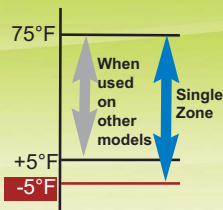
Compact Ducts

SYSTEMS 9RLFCD, 12RLFCD, 18RLFCD



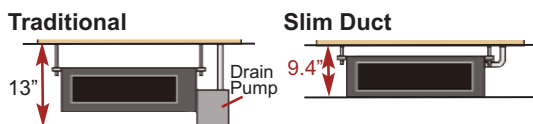
High Performance Heating

Heating capacity at low outdoor temperatures is achieved by adopting a large heat exchanger and a high capacity compressor. Systems operate down to -5°F.



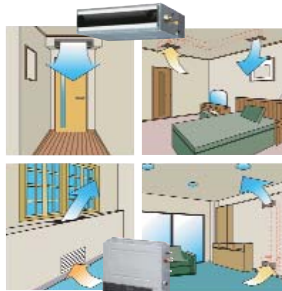
Compact Duct

Built-in drain pump allows for installation of slim duct unit in smaller spaces than traditional units.



Flexible Installation

Horizontal or vertical*.



*Internal drain pump will not operate when the unit is mounted in a vertical configuration.

Standard Features

- Wired Remote Control
- Dry Mode
- Weekly Timer
- Auto Mode
- Quiet Mode
- Auto Restart/Reset
- Built In Condensate Pump
- Fresh Air Intake

Optional Accessories

- Backlit Wired Remote Control UTY-RVNUM
- Wireless Receiver Unit UTY-LRHUM



UTY-RVNUM



	9RLFCD Heat Pump	12RLFCD Heat Pump	18RLFCD Heat Pump
Nominal Cooling BTU/h	9,000	12,000	18,000
Min~Max Cooling BTU/h	3,100~12,000	3,100~13,600	3,100~20,100
Nominal Heating BTU/h	12,000	16,000	21,600
Min~Max Heating BTU/h	3,100~18,000	3,100~19,400	3,100~25,600
HSPF	12.2	11.5	11.3
SEER	21.5	20.0	19.7
EER Clg/Htg	14.5/14.1	12.8/12.3	12.0/12.9
Cooling Operating Range °F(°C)	14~115 (-10~46)	14~115 (-10~46)	14~115 (-10~46)
Heating Operating Range °F(°C)	-5~75 (-21~24)	-5~75 (-21~24)	-5~75 (-21~24)
Moisture Removal Pt./h(l/h)	0.7 (1.5)	1.3 (2.7)	2.0 (4.2)
Voltage/Frequency/Phase	208-230/60/1	208-230/60/1	208-230/60/1
Recommended Fuse Size (A)	15	15	20
Static Pressure In. W. C.	0 ~ 0.36	0 ~ 0.36	0 ~ 0.36
Air Circ. C.F.M. (m³/h) Clg/Htg: Hi	353 (600)	383 (650)	554 (940)
Medium	324 (550)	353 (600)	518 (880)
Low	294 (500)	324 (550)	483 (820)
Quiet	265 (450)	283 (480)	442 (750)
Noise Level dB(A) (Clg/Htg): Hi	28/28	29/29	32/32
Medium	27/26	28/28	30/30
Low	26/25	27/27	29/29
Quiet	25/24	26/24	27/27
Outdoor Fan Speed RPM Clg/Htg	590/720	870/780	870/1,000
Outdoor Noise Level Clg/Htg	48/49	49/50	54/55
Running Current Rated (A) Clg/Htg	3.0/3.9	4.4/6.04.1/5.7	6.6/7.3
Power Use Rated/Max (W): Cooling	0.62/1.93	0.94/2.03	1.50/2.25
Heating	0.85/2.46	1.30/2.36	1.67/3.19
Fan Speeds Stage	4 + Auto	4 + Auto	4 + Auto
Air Filter	Washable	Washable	Washable
Connection Method	Flare	Flare	Flare
Combined Max. Length Ft (m)	66 (20)	66 (20)	66 (20)
Max. Vertical Diff. Ft (m)	49 (15)	49 (15)	49 (15)
Conn. Pipe Diameter Inch	suc 3/8 dis 1/4	suc 3/8 dis 1/4	suc 1/2 dis 1/4
Indoor Unit Net Weight lbs. (kg)	41 (19)	41 (19)	50 (23)
Outdoor Unit Net Weight lbs. (kg)	84 (38)	84 (38)	86 (39)
Indoor Unit Dimensions: Height Inch (mm)	7-25/32 (198)	7-25/32 (198)	7-25/32 (198)
Width Inch (mm)	27-9/16 (700)	27-9/16 (700)	35-7/16 (900)
Depth Inch (mm)	24-13/32 (620)	24-13/32 (620)	24-13/32 (620)
Supply Duct Flange	5-15/16 (151)	5-15/16 (151)	5-15/16 (151)
Dimensions: Height Inch (mm)	25-19/32 (650)	25-19/32 (650)	33-15/32 (850)
Width Inch (mm)	3/4 (19)	3/4 (19)	3/4 (19)
Depth Inch (mm)	6-27/32 (174)	6-27/32 (174)	6-27/32 (174)
Return Duct Flange	22-19/32 (574)	22-19/32 (574)	30-15/32 (774)
Dimensions: Height Inch (mm)	3/4 (19) (Flat)	3/4 (19) (Flat)	3/4 (19) (Flat)
Width Inch (mm)	24-1/2 (620)	24-1/2 (620)	24-1/2 (620)
Depth Inch (mm)	31-3/32 (790)	31-3/32 (790)	31-3/32 (790)
Outdoor Unit Dimensions: Height Inch (mm)	11-11/32 (290)	11-11/32 (290)	11-11/32 (290)
Width Inch (mm)			
Depth Inch (mm)			
Refrigerant	R410A	R410A	R410A

Field Supplied Filters

Filters are sized to keep velocities and static pressure loss low. This will insure sufficient static pressure is available for ductwork, fittings and supply and return grilles. Alternative filter sizes with equivalent face areas can be used.

	ARU 9RLF	ARU 12RLF	ARU 18RLF	ARU 24RLF
CFM	353	353	547	806
Typical Filter Size	12 x 20	12 x 20	14 x 25	18 x 30
Velocity, FPM	212	212	225	215
Unit External SP, in. W.C.	0.36	0.36	0.36	0.20
1" Fiberglass Filter				
SP Loss, in. W.C.	0.04	0.04	0.04	0.04
Available Static Pressure	0.32	0.32	0.32	0.16
1" MERV 8 Pleated Filter				
SP Loss, in. W.C.	0.12	0.12	0.14	0.13
Available Static Pressure	0.24	0.24	0.22	0.07
2" MERV 8 Pleated Filter				
SP Loss, in. W.C.	0.07	0.07	0.08	0.07
Available Static Pressure	0.29	0.29	0.28	0.13

Applications

FOR SINGLE ZONE COMPACT CASSETTE AND COMPACT DUCT MODELS

Nursing Homes, Hospitals



Compact Cassette

System 9RLFCC
System 12RLFCC
System 18RLFCC



Small Offices




Hotels, Motels



Multi-Tenant Dwellings



Dorm Rooms



Compact Duct

System 9RLFCD
System 12RLFCD
System 18RLFCD

Spot Cooling or Heating



FUJITSU



Fujitsu General America, Inc.

353 Route 46 West
Fairfield, NJ 07004
Toll Free: (888) 888-3424
Local: (973) 575-0380
www.fujitsugeneral.com

A subsidiary of
Fujitsu General Limited

Printed in the USA Rev. 1/13
Part #6-26-FG2042

The Fujitsu logo is a registered trademark of Fujitsu Limited. The Halcyon HFI logo and name is a trademark of Fujitsu General America, Inc. Copyright © 2013 Fujitsu General America, Inc. **PLEASE NOTE:** Internet sales are strictly prohibited and unauthorized. Any HVAC systems purchased on the Internet, from an online retailer or any similar e-tailing website, OR where the original factory serial numbers of the display have been removed, defaced, or replaced in any way WILL NOT BE COVERED BY WARRANTY.